

To Parents/Guardians/Students,

As we are moving along in our first quadmester (period 1 and 2 of a student's timetable), parents/guardians and students will be updated on student progress according to the following schedule:

Period 1 classes - by October 2 by 4 pm

Period 2 classes - by October 9 by 4 pm

Student progress will be shared by each teacher through Edsby. Progress indicators will be used to indicate how well a student has been progressing through the first few weeks of the quadmester. The definition of each indicator is as follows:

(V) Progressing Very Well: The student consistently demonstrates significant progress in their learning of the curriculum expectations and is likely to achieve the learning goals of the course.

(W) Progressing Well: The student is demonstrating sufficient progress in their learning of the curriculum expectations and is likely to achieve the learning goals of the course.

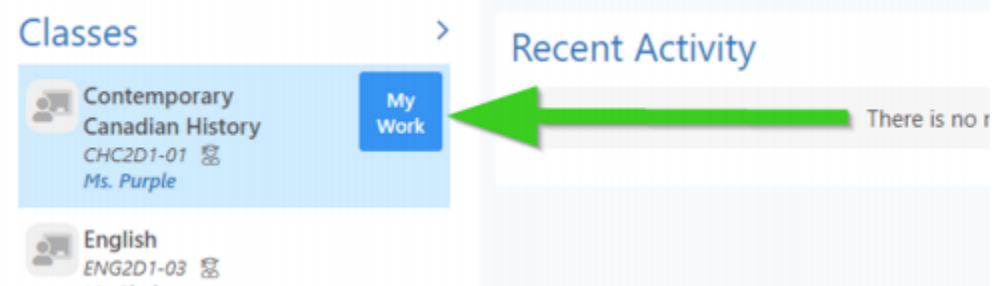
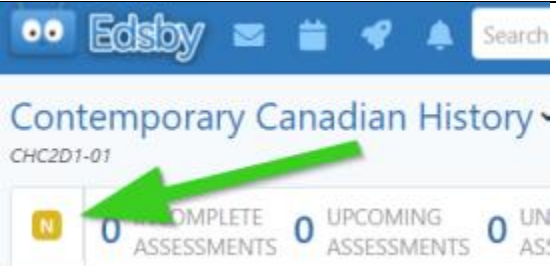
(D) Progressing with Difficulty: The student is demonstrating limited progress learning the curriculum expectations. Since the student is experiencing difficulty, he/she needs further strategies to achieve the learning goals of the course.

(N) Not Enough Information: NEI is used when a student has participated in too few classes for the teacher to gather information about the progress toward the learning goals of the course.

To access the progress report:

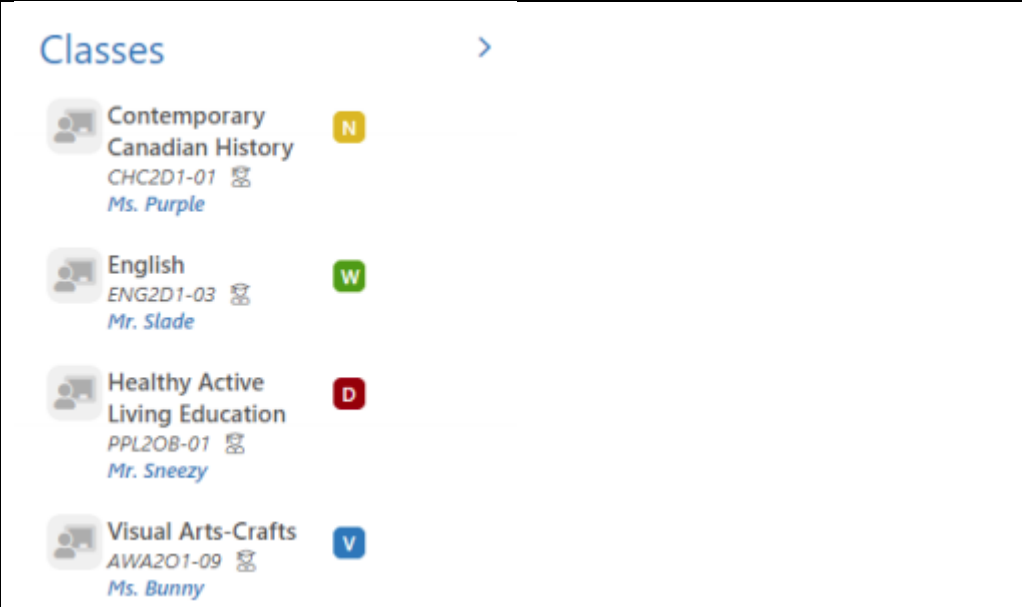
Students

To view the subjective performance indicator

<p>1. From the Edsby home Page select the My Work option beside the class</p>	 <p>The screenshot shows the 'Classes' section of the Edsby interface. A blue box highlights the 'My Work' button next to the 'Contemporary Canadian History' class (CHC2D1-01, Ms. Purple). A green arrow points from the 'My Work' button to the right, towards the 'Recent Activity' section.</p>
<p>2. The indicator letter is shown here</p>	 <p>The screenshot shows the class page for 'Contemporary Canadian History' (CHC2D1-01). A green arrow points to a yellow square containing the letter 'N', which is the performance indicator. Below the indicator, there are three progress bars: 'COMPLETE ASSESSMENTS' (0), 'UPCOMING ASSESSMENTS' (0), and 'UN AS' (0).</p>

Parents

To view the subjective performance indicator

1. The indicator can be seen from the Edsby home page beside the student's class	 <p>The screenshot shows a 'Classes' section with a right-pointing arrow. It lists four classes, each with a person icon, a course code, a teacher name, and a performance indicator in a colored square:</p> <ul style="list-style-type: none">Contemporary Canadian History (CHC2D1-01) by Ms. Purple with a yellow 'N' indicator.English (ENG2D1-03) by Mr. Slade with a green 'W' indicator.Healthy Active Living Education (PPL2OB-01) by Mr. Sneezy with a red 'D' indicator.Visual Arts-Crafts (AWA2O1-09) by Ms. Bunny with a blue 'V' indicator.
--	--

If you have any questions, or concerns about your child's progress please do not hesitate to contact your child's teacher(s) through an Edsby message.